



[SIGN IN](#) [New User? SIGN UP](#)

[Help](#)

Wichita Battle of the Bean 5K

SAT JANUARY 21 2017



[LOCATION: WICHITA, KS US 67202](#) [DIRECTIONS](#)
[TYPE: RUN OR RUN/WALK, VIRTUAL RACE](#)





2017 5K All Results


QUESTIONS ABOUT RESULTS?


Search by name, bib number, town, **SEARCH** Advanced


Place	Bib	Name	Gender	City	State	Country	Clock Time	Chip Time	Pace	Age	Age Percentage	Division Place	Divisic
1	979	Kade Gerlach	M	Derby	KS	US	17:48.04	17:47.55	5:44	17	73.5	1	M Over
2	1174	Michael Langston	M	Wichita	KS	US	18:43.97	18:43.59	6:02	43	74.8	1	M Master
3	1032	Adrian Mariner	M	Wichita	KS	US	20:40.87	20:40	6:39	33	63.5	1	M 30-3
4	1079	Marco Sanchez	M	Wichita	KS	US	20:42.5	20:41.18	6:39	28	62.8	1	M 25-2
5	927	Tony Brown	M	Maize	KS	US	21:08.01	21:06.25	6:48	56	73.2	1	M 55-5
6	1179	Dan Murzyn	M	Wichita	KS	US	21:24.46	21:22.6	6:53	28	60.7	2	M 25-2
7	1075	Derek Ringer	M	Derby	KS	US	21:24.13	21:23.84	6:53	36	62.3	1	M 35-3
8	1054	Justin Morgan	M	Haysville	KS	US	21:56.92	21:54.02	7:03	31	59.6	2	M 30-3
9	1190	Dee McCain	F	Wichita	KS	US	22:04.27	22:03	7:06	35	67.4	1	F Over
10	954	Boone Downing	M	Wichita	KS	US	22:10.25	22:06.59	7:07	28	58.7	3	M 25-2
11	1009	Lisa Johnson	F	Hutchinson	KS	US	22:18.92	22:16.16	7:10	36	66.9	1	F 35-35
12	962	Steve Edwards	M	Wichita	KS	US	22:29.89	22:25.66	7:13	62	72.4	1	M 60-6
13	1071	Q Pulliam	M	Hutchinson	KS	US	23:06.19	23:03.33	7:25	18	56.3	1	M 15-1
14	924	Andrew Brogan	M	Wichita	KS	US	23:16.19	23:14.59	7:29	28	55.9	4	M 25-2
15	1182	Katie Hazen	F	Derby	KS	US	23:24.14	23:21.88	7:31	11	72.3	1	F 11-14
16	987	Hannah Grover	F	Valley Center	KS	US	23:36.99	23:30.09	7:34	11	71.9	2	F 11-14
17	1168	Carolyn Robinson	F	Wichita	KS	US	23:40.22	23:35.57	7:36	24	62.6	1	F 20-24
18	1063	Ryan Nichols	M	Arkansas City	KS	US	23:41.9	23:38.77	7:37	36	56.4	2	M 35-3
19	1132	Kyle Williamson	M	Hutchinson	KS	US	23:47.64	23:41.68	7:38	19	54.8	2	M 15-1
20	1069	Toller Phipps	M	Wichita	KS	US	23:46.07	23:45.29	7:39	13	59.0	1	M 11-1
21	1194	Tony Noakes	M				23:55.49	23:53.48	7:41	54	63.7	1	M 50-5
22	912	Jason Barker	M	Wichita	KS	US	24:04.29	23:55.57	7:42	40	57.3	1	M 40-4
23	986	Bridget Grover	F	Valley Center	KS	US	24:07.45	24:00.01	7:43	39	62.8	2	F 35-35
24	1119	Joseph Vasquez	M	Wichita	KS	US	24:09.71	24:08.68	7:46	13	58.1	2	M 11-1
25	984	Jennifer Graber	F	Kingman	KS	US	24:11.96	24:09.38	7:47	36	61.7	3	F 35-35
26	1020	Andrew Lauronilla	M	Wichita	KS	US	24:31.82	24:21.88	7:51	51	61.0	2	M 50-5
27	966	Natasha Esau	F	Hutchinson	KS	US	24:47.5	24:25.29	7:52	29	60.5	1	F 25-25
28	1184	Deb Davis	F	Wichita	KS	US	24:38.02	24:32.58	7:54	44	63.5	1	F Mast
29	973	Byron Fick	M	Wichita	KS	US	24:52.68	24:38.58	7:56	51	60.3	3	M 50-5
30	1074	Spencer Rich	M	Wichita	KS	US	24:48.41	24:45.67	7:58	11	60.2	3	M 11-1
31	997	Tony Homan	M	Derby	KS	US	24:49.38	24:47.25	7:59	11	60.2	4	M 11-1
32	1055	Bryce Morrison	M	Andover	KS	US	24:52.03	24:51.3	8:00	10	62.5	1	M 1-10
33	1084	Casey Seymour	M	Wichita	KS	US	24:59.33	24:58.17	8:02	39	54.5	3	M 35-3
34	1047	Holly Messenger-Young	F	Cheney	KS	US	25:11.77	25:01.23	8:03	35	59.4	4	F 35-35
35	1112	Andrea Taylor	F	Greensburg	KS	US	25:35.08	25:24.4	8:11	38	59.1	5	F 35-35
36	914	VICKIE BECK	F	Whitewater	KS	US	25:39.56	25:36.06	8:14	62	74.2	1	F 60-64
37	1080	Terri Scheer	F	Garden Plain	KS	US	25:46.71	25:44.2	8:17	48	62.8	1	F 45-45
38	1193	Gary Wood	M	Wichita	KS	US	25:56.22	25:52.84	8:20	58	60.7	2	M 55-5
39	919	Brian Bird	M	Augusta	KS	US	26:15.3	25:52.88	8:20	50	57.0	4	M 50-5
40	1114	Anonymous Participant	M	Maize	KS	US	26:19.16	26:18.38	8:28	12	54.8	5	M 11-1
41	941	Andrew Conard	M	El Dorado	KS	US	27:06.66	26:33.3	8:33	35	50.0	4	M 35-3
42	1173	Justin Guthridge	M	Wichita	KS	US	26:52.94	26:44.53	8:36	42	52.0	2	M 40-4
43	978	Dan Gentry	M	Salina	KS	US	27:01.17	26:54.56	8:40	58	58.4	3	M 55-5
44	1077	Maddy Rondeau	F	Wichita	KS	US	27:11.42	27:02.92	8:42	16	56.4	1	F 15-15

Place	Bib	Name	Gender	City	State	Country	Clock Time	Chip Time	Pace	Age	Age Percentage 	Division Place	Division
45	968	Kate Ewing	F	Wichita	KS	US	27:11.6	27:03.45	8:43	17	55.4	2	F 15-19
46	1125	David White	M	Wellington	KS	US	27:17.69	27:12.48	8:45	29	47.8	5	M 25-29
47	953	Jessica Dorman	F	ARKANSAS CITY	KS	US	27:30.97	27:13.24	8:46	35	54.6	6	F 35-39
48	1098	Amy Steadman	F	Derby	KS	US	27:19.06	27:14.52	8:46	33	54.3	1	F 30-34
49	1169	Cina Shirley	F	Dougllass	KS	US	27:28.92	27:14.71	8:46	47	58.7	2	F 45-49
50	1051	Kyle Miller	M	Derby	KS	US	27:19.44	27:15.28	8:46	9	59.7	2	M 1-10
51	909	Glenda Baker	F	Andover	KS	US	27:24.6	27:18.22	8:47	58	66.3	1	F 55-59
52	1089	Cerae Smith	F	Haysville	KS	US	27:32.84	27:24.99	8:49	23	53.9	2	F 20-24
53	1093	Ray Solis	M	Haysville	KS	US	27:46.12	27:25.69	8:50	32	47.7	3	M 30-34
54	935	Elaine Chavez	F	Wichita	KS	US	27:36.35	27:26.56	8:50	56	64.4	2	F 55-59
55	1170	Kellie Smith	F	Derby	KS	US	27:42.69	27:35.3	8:53	34	53.8	2	F 30-34
56	1096	Nate Spriggs	M	Wichita	KS	US	27:49.39	27:37.48	8:53	26	47.0	6	M 25-29
57	1111	Aubrey Sunderman	F	Wichita	KS	US	27:57.88	27:48.64	8:57	32	53.2	3	F 30-34
58	981	Alaina Gibbens	F	Wichita	KS	US	28:01.13	27:51.81	8:58	33	53.1	4	F 30-34
59	1052	Johanna Mittman	F	Wichita	KS	US	28:13.53	28:07.63	9:03	48	57.5	3	F 45-49
60	1186	Marty Fish	F	Wichita	KS	US	28:31.43	28:18.07	9:07	60	65.5	2	F 60-64
61	1185	Dave Fish	M	Wichita	KS	US	28:31.65	28:18.11	9:07	60	56.4	2	M 60-64
62	985	Susan Gray	F	Wichita	KS	US	28:40.4	28:18.62	9:07	49	57.8	4	F 45-49
63	1019	Jill Klein	F	Ponca City	OK	US	28:51.08	28:30.93	9:11	40	53.2	1	F 40-44
64	917	Yvonne Benward	F	Cheney	KS	US	28:44.95	28:36.87	9:13	47	55.9	5	F 45-49
65	947	Brandon Depew	M	Abilene	KS	US	29:00.61	28:36.91	9:13	31	45.6	4	M 30-34
66	1133	JoAnna Wooten	F	Kingman	KS	US	28:45.36	28:37.16	9:13	31	51.6	5	F 30-34
67	1073	Samantha Reed	F	Wichita	KS	US	29:06.55	28:37.95	9:13	30	51.6	6	F 30-34
68	1064	Erin O'Connor	F	Wichita	KS	US	29:06.61	28:38.39	9:13	27	51.6	2	F 25-29
69	1138	Christopher McDaniel	M				29:15.12	28:38.62	9:13	33	45.9	5	M 30-34
70	944	Ashley Crowl	F	Wichita	KS	US	28:52.07	28:41.01	9:14	29	51.5	3	F 25-29
71	1044	Mario Mendoza	M	Derby	KS	US	28:52.65	28:45.37	9:15	42	48.3	3	M 40-44
72	1001	Austin Howard	M	Derby	KS	US	29:21.85	28:52.75	9:18	10	53.8	3	M 1-10
73	955	Jarrod Doyal	M	Dexter	KS	US	29:19.93	28:53.02	9:18	30	45.1	6	M 30-34
74	1192	Jamie Edwards	M				29:09.03	28:53.29	9:18	45	49.2	1	M 45-49
75	972	Edmond Feuille	M	Wichita	KS	US	29:28.56	29:07.54	9:22	66	57.7	1	M 65-69
76	1092	Jackie Solis	F	Haysville	KS	US	29:27.25	29:09.74	9:23	32	50.7	7	F 30-34
77	1183	Carrie Hazen	F	Derby	KS	US	29:20.32	29:14.6	9:25	43	52.9	2	F 40-44
78	969	Bev Exposito	F	Hutchinson	KS	US	29:19.84	29:15.29	9:25	60	63.4	3	F 60-64
79	959	Lisa Eddy	F	Derby	KS	US	29:24.28	29:17.55	9:26	38	51.3	7	F 35-39
80	1023	Troy Long	M	Oxford	KS	US	29:37.19	29:29.14	9:29	47	48.9	2	M 45-49
81	1006	Lucas Janzen	M	Goddard	KS	US	29:38.43	29:31.34	9:30	12	48.8	6	M 11-15
82	921	Ashley Branco	F	Arkansas city	KS	US	29:54.55	29:36.22	9:32	34	50.1	8	F 30-34
83	946	Angela Deaton	F	Andover	KS	US	29:50.54	29:43.14	9:34	34	49.9	9	F 30-34
84	1172	Brandi Chadwell	F	Benton	KS	US	30:19.84	29:58.86	9:39	39	50.3	8	F 35-39
85	1171	Melanie Flanagan	F	Derby	KS	US	30:10.71	30:03.07	9:40	33	49.2	10	F 30-34
86	1029	Johanne Lygaard	F	Arkansas City	KS	US	30:38.41	30:11.04	9:43	17	49.7	3	F 15-19
87	970	Marianna Farney	F	Kiowa	KS	US	30:23.21	30:12.59	9:43	43	51.2	3	F 40-44
88	1090	Ken Smith	M	Wichita	KS	US	30:36.87	30:14.89	9:44	59	52.3	4	M 55-59
89	983	Tina Gooch	F	Arkansas City	KS	US	30:35.92	30:18.06	9:45	45	51.9	6	F 45-49
90	1015	WELSLY KIGHT	F	Andover	KS	US	30:44.46	30:20.13	9:46	34	48.9	11	F 30-34
91	1095	Alycia Spriggs	F	Wichita	KS	US	30:32.56	30:20.53	9:46	26	48.7	4	F 25-29

Place	Bib	Name	Gender	City	State	Country	Clock Time	Chip Time	Pace	Age	Age Percentage 	Division Place	Division
92	974	Steven Fitch	M	Wichita	KS	US	30:46.55	30:23.15	9:47	34	43.4	7	M 30-3
93	1057	Kale Mosley	M	Derby	KS	US	30:59.32	30:24.49	9:47	44	46.4	4	M 40-4
94	999	Karen Hopper	F	Rock	KS	US	30:38.68	30:27.41	9:48	50	54.2	1	F 50-54
95	957	Valerie Eastman	F	Winfield	KS	US	30:40.04	30:28.47	9:49	29	48.5	5	F 25-29
96	1016	Callie King	F	Derby	KS	US	30:46.2	30:30.91	9:49	13	52.8	3	F 11-14
97	1121	Sarah Wallis	F	Derby	KS	US	30:49.07	30:32.26	9:50	39	49.4	9	F 35-39
98	1021	Laura Le	F	Wichita	KS	US	30:39.08	30:34.83	9:51	26	48.3	6	F 25-29
99	916	Joyce Beilman	F	Derby	KS	US	30:49.32	30:40.61	9:52	61	61.2	4	F 60-64
100	988	Jenise Harris	F	Wichita	KS	US	31:10.91	30:42.88	9:53	34	48.3	12	F 30-34
101	1094	Gary Spiker	M	Wichita	KS	US	31:20.24	30:54.26	9:57	38	43.7	5	M 35-3
102	1056	Cari Morrison	F	Andover	KS	US	31:08.57	31:00.44	9:59	40	48.9	4	F 40-44
103	975	Dawn Fountain	F	Wichita	KS	US	31:25.07	31:00.99	9:59	42	49.5	5	F 40-44
104	1053	Rosie Moore	F	Mt. Hope	KS	US	31:11.57	31:01.91	9:59	50	53.2	2	F 50-54
105	1017	Jessica King	F	Derby	KS	US	31:18.43	31:02.07	9:59	14	50.9	4	F 11-14
106	961	Laurie Edwards	F	Hutchinson	KS	US	31:17.27	31:02.47	9:59	38	48.4	10	F 35-39
107	1018	Patricia King	F	Derby	KS	US	31:19.01	31:02.92	10:00	47	51.5	7	F 45-49
108	1058	Rebecca Mosley	F	Derby	KS	US	31:37.17	31:12.69	10:03	40	48.6	6	F 40-44
109	1199	Sophia Digregorio	F	Derby	KS	US	31:18.77	31:14.08	10:03	13	51.6	5	F 11-14
110	1022	Jana Linke	F	Arkansas City	KS	US	31:43.38	31:24.41	10:07	40	48.3	7	F 40-44
111	960	Julie Edwards	F	Wichita	KS	US	31:50.69	31:27.05	10:07	56	56.2	3	F 55-59
112	902	Catrisse Alvord	F	Wichita	KS	US	31:44.53	31:36.21	10:10	30	46.7	13	F 30-34
113	1061	Johnny Nguyen	M	Wichita	KS	US	31:50.19	31:45.45	10:13	38	42.6	6	M 35-3
114	1033	Kathy Marquez	F	Hutchinsonh	KS	US	31:59.77	31:51.85	10:15	50	51.8	3	F 50-54
115	1066	Kelly ONeal	F	Wichita	KS	US	32:19.95	31:54.8	10:16	50	51.8	4	F 50-54
116	905	Janessa Asher	F	Derby	KS	US	32:03.37	31:57.27	10:17	28	46.2	7	F 25-29
117	1118	Terri Vanwey	F	Wichita	KS	US	32:03.91	31:57.9	10:17	64	61.0	5	F 60-64
118	1115	Andrea Trulove	F	Goddard	KS	US	32:27.86	32:02.79	10:19	33	46.2	14	F 30-34
119	906	Ryan Asher	M	Derby	KS	US	32:12.26	32:06.69	10:20	33	40.9	8	M 30-3
120	1108	Emily Strobel	F	HUTCHINSON	KS	US	32:32.15	32:07.17	10:20	47	49.8	8	F 45-49
121	943	Patricia Conard	F	Wichita	KS	US	32:35.78	32:12.88	10:22	43	48.0	8	F 40-44
122	1000	Aaron Howard	M	Derby	KS	US	32:45.58	32:15.14	10:23	36	41.3	7	M 35-3
123	1139	Kay Caniglia	F	Fredonia	KS	US	32:42.98	32:18.01	10:24	53	52.9	5	F 50-54
124	998	Autumn Hopper	F	Winfield	KS	US	32:32.15	32:20.96	10:25	25	45.6	8	F 25-29
125	1137	Molly Loesch	F	Wichita	KS	US	32:35.11	32:23.07	10:25	25	45.6	9	F 25-29
126	1200	Lindsey Rice	F				32:40.9	32:26.62	10:27	33	45.6	15	F 30-34
127	965	Celeste Engstrom	F	Wichita	KS	US	32:34.34	32:27.89	10:27	52	52.0	6	F 50-54
128	1105	Sarah Stolz	F	Wichita	KS	US	32:43.47	32:30.95	10:28	60	57.0	6	F 60-64
129	1136	Anthony Blair	M				32:48.32	32:33.58	10:29	29	39.9	7	M 25-2
130	932	Sarah Bryant	F	Arkansas City	KS	US	33:17.19	32:59.57	10:37	36	45.2	11	F 35-39
131	1062	Thuy-Trang Nguyen	F	Wichita	KS	US	33:10.54	33:05.94	10:39	28	44.6	10	F 25-29
132	956	Kayla Drake	F	Garden City	KS	US	33:35.42	33:24.07	10:45	30	44.2	16	F 30-34
133	925	Desiree Brogan	F	Wichita	KS	US	33:37.21	33:32.37	10:48	28	44.0	11	F 25-29
134	992	Rachel Hodson	F	Garden City	KS	US	33:48.69	33:37.16	10:49	39	44.9	12	F 35-39
135	933	Melissa Buteyn	F	Wichita	KS	US	34:04.07	33:39.68	10:50	40	45.1	9	F 40-44
136	948	Rachelle Depew	F	Wichita	KS	US	34:04.22	33:39.96	10:50	45	46.7	9	F 45-49
137	939	Kelli Coates	F	Derby	KS	US	34:10.28	33:50.2	10:53	25	43.6	12	F 25-29
138	928	Dovie Browning	F	Winfield	KS	US	34:09.44	33:50.57	10:54	38	44.4	13	F 35-39
139	1012	Stefani Kelly	F	Wichita	KS	US	34:05.99	33:51.35	10:54	48	47.8	10	F 45-49

Place	Bib	Name	Gender	City	State	Country	Clock Time	Chip Time	Pace	Age	Age Percentage 	Division Place	Division
140	1030	Anonymous Participant	M	Mulvane	KS	US	34:03.87	33:58.05	10:56	46	42.1	3	M 45-49
141	911	Ada Barker	F	Wichita	KS	US	34:15.39	34:02.71	10:57	40	44.5	10	F 40-44
142	1083	Valecia Scribner	F	El Dorado	KS	US	34:39.77	34:04.02	10:58	37	43.9	14	F 35-39
143	942	Nicole Conard	F	El Dorado	KS	US	34:39.8	34:04.08	10:58	35	43.6	15	F 35-39
144	976	Sydney Fraley	F	Kansas City	KS	US	34:13.51	34:04.48	10:58	25	43.3	13	F 25-29
145	1025	Emily Luckert	F	Goodland	KS	US	34:28.25	34:11.2	11:00	30	43.2	17	F 30-34
146	1130	Samantha Wilkening	F	Goodland	KS	US	34:28.19	34:11.21	11:00	48	47.3	11	F 45-49
147	930	Cole Bruns	M	Benton	KS	US	34:27.19	34:15.52	11:02	9	47.5	4	M 1-10
148	1131	Jolene Williamson	F	Hutchinson	KS	US	34:23.52	34:16.45	11:02	45	45.9	12	F 45-49
149	1176	Kalie Gillock	F	Wichita	KS	US	34:45.89	34:29.07	11:06	23	42.8	3	F 20-24
150	1101	Gary Steed	M	Wichita	KS	US	34:50.04	34:36.74	11:08	64	47.7	3	M 60-69
151	1180	Kristy Bennington	F	Wichita	KS	US	35:02.23	34:49.28	11:12	38	43.1	16	F 35-39
152	1197	Chelsea Callahan	F				35:02.66	34:52.31	11:13	29	42.3	14	F 25-29
153	1198	Brianna Gaston-Bell	F				35:03.75	34:53.19	11:14	28	42.3	15	F 25-29
154	1031	Karen Maikowski	F	Mulvane	KS	US	35:14.15	34:53.33	11:14	51	47.9	7	F 50-54
155	1109	Samantha Stueven	F	Augusta	KS	US	35:35.19	34:57.47	11:15	40	43.4	11	F 40-44
156	1046	Maggie Menhusen	F	Belle Plaine	KS	US	35:35.38	35:02.94	11:17	40	43.3	12	F 40-44
157	903	GEORGANNA ANDES	F	Winfield	KS	US	35:27.87	35:06.51	11:18	26	42.1	16	F 25-29
158	934	Catherine Calderwood	F	Wichita	KS	US	35:37.34	35:17.82	11:22	27	41.8	17	F 25-29
159	1059	RyAnn Myers	F	Winfield	KS	US	35:48.99	35:27.74	11:25	36	42.0	17	F 35-39
160	901	Darrell Adams	M	Hutchinson	KS	US	35:48.99	35:41.53	11:29	28	36.4	8	M 25-29
161	1065	Jessica O'Donnell	F	Arkansas City	KS	US	36:20.64	36:02.3	11:36	23	41.0	4	F 20-24
162	1004	Crystal Hunt	F	Arkansas City	KS	US	36:21.82	36:02.35	11:36	34	41.2	18	F 30-34
163	1127	Lesli Whitney	F	Augusta	KS	US	36:24.84	36:02.51	11:36	49	45.4	13	F 45-49
164	1188	Curtis Frederick	M	Wichita	KS	US	36:48.51	36:28.06	11:44	24	35.6	1	M 20-24
165	1187	Brianna Baty	F	Wichita	KS	US	36:48.44	36:28.18	11:44	31	40.5	19	F 30-34
166	1040	Jan McDonald	F	Valley Center	KS	US	37:05.26	36:33.18	11:46	49	44.7	14	F 45-49
167	1135	Elizabeth Schmidtberger	F	Cheney	KS	US	37:10.61	36:59.53	11:54	31	39.9	20	F 30-34
168	1008	Lacy Luehrs	F	Cheney	KS	US	37:17.96	37:08.7	11:57	13	43.4	6	F 11-14
169	1175	Kathy Ward	F	Wichita	KS	US	37:30.53	37:13.29	11:59	50	44.4	8	F 50-54
170	951	NuNu Dinh	F	Wichita	KS	US	37:40.39	37:35.25	12:06	35	39.6	18	F 35-39
171	1028	LoAn Ly	F	Wichita	KS	US	37:40.79	37:36.5	12:06	37	39.8	19	F 35-39
172	915	Amy Becker	F	Topeka	KS	US	38:11.64	37:40.8	12:08	33	39.3	21	F 30-34
173	1117	Jill Turner	F	Wichita	KS	US	37:58.06	37:44.95	12:09	49	43.3	15	F 45-49
174	963	Amy Edwardson	F	Wichita	KS	US	37:59.52	37:46.51	12:10	49	43.3	16	F 45-49
175	1048	Amy Meyer	F	Cheney	KS	US	38:24.01	37:58.93	12:14	32	38.9	22	F 30-34
176	1039	Ashlee McCoy	F	Derby	KS	US	38:46.09	38:14.6	12:19	35	38.9	20	F 35-39
177	1041	Steve McDonald	M	Valley Center	KS	US	38:48.29	38:19.02	12:20	52	39.1	5	M 50-54
178	937	Samantha Church	F	Goddard	KS	US	39:13.43	39:02.91	12:34	16	39.1	4	F 15-19
179	1072	Marcy Reed	F	Arkansas City	KS	US	39:22.82	39:03.76	12:34	46	40.6	17	F 45-49
180	1060	Isaiah Neff	M	Salina	KS	US	39:13.03	39:06.25	12:35	10	39.7	5	M 1-10
181	945	Francisco De La Serna	M	Salina	KS	US	39:13.83	39:07.02	12:35	30	33.3	9	M 30-34
182	920	Cassandra Blanco	F	Goddard	KS	US	39:22.89	39:12.4	12:37	34	37.8	23	F 30-34
183	991	Tracy Hervey	F	Belle Plaine	KS	US	39:52.88	39:25.38	12:41	49	41.5	18	F 45-49

Place	Bib	Name	Gender	City	State	Country	Clock Time	Chip Time	Pace	Age	Age Percentage 	Division Place	Division
184	1123	Susan Weathers	F	Winfield	KS	US	40:07.56	39:49.22	12:49	44	39.1	13	F 40-44
185	926	Nicole Brooks	F	Wichita	KS	US	40:24.53	39:59.78	12:52	30	36.9	24	F 30-34
186	1067	Blake Overson	M	Wichita	KS	US	40:24.71	40:00.57	12:53	33	32.8	10	M 30-34
187	1085	Glenda Shank	F	Wichita	KS	US	40:48.97	40:17.86	12:58	63	47.8	7	F 60-64
188	1086	Desiree Shellenberger	F	Andover	KS	US	40:45.17	40:22.6	13:00	42	38.0	14	F 40-44
189	1195	addison Pagels	F				41:44.39	41:08.65	13:15	14	38.4	7	F 11-14
190	1141	Keith Spain Jr	M				41:37.08	41:23.66	13:19	35	32.0	8	M 35-39
191	1140	Christina Spain	F				41:37.26	41:23.8	13:19	36	36.0	21	F 35-39
192	1068	Joseph Penney	M	Wichita	KS	US	42:09.12	41:32.1	13:22	36	32.1	9	M 35-39
193	1107	Lyndsee Stover	F	El Dorado	KS	US	42:09.19	41:32.53	13:22	35	35.8	22	F 35-39
194	949	Stephanie Devine	F	Derby	KS	US	42:06.9	41:34.06	13:23	38	36.1	23	F 35-39
195	982	Terry Glover	F	Wichita	KS	US	42:11.96	41:44.63	13:26	61	45.0	8	F 60-64
196	1128	Gwen Whittit	F	Goddard	KS	US	42:16.3	41:56.19	13:30	57	42.6	4	F 55-59
197	967	Katie Ewert	F	Arkansas City	KS	US	42:22.91	42:03.43	13:32	25	35.1	18	F 25-29
198	1002	Kayla Howard	F	Derby	KS	US	42:46.62	42:15.98	13:36	31	34.9	25	F 30-34
199	1037	Nick May	M	Wichita	KS	US	42:57.49	42:33.39	13:42	30	30.6	11	M 30-34
200	1104	Jess Stitt	F	Wichita	KS	US	43:06.41	42:49.42	13:47	31	34.5	26	F 30-34
201	980	Felicia Gertken	F	Ponca City	OK	US	43:32.39	43:06.12	13:52	42	35.6	15	F 40-44
202	1166	Carolyn Langenwalter	F	Wichita	KS	US	43:31.36	43:20.94	13:57	79	55.7	1	F 75-79
203	1026	Joanne Luehrs	F	Cheney	KS	US	44:02.78	43:53.62	14:08	45	35.8	19	F 45-49
204	1050	Gracie Miller	F	Arkansas City	KS	US	44:48.93	44:15.96	14:15	9	40.5	1	F 1-10
205	1027	Diana Luther	F	Wichita	KS	US	44:34.78	44:18.04	14:16	64	44.0	9	F 60-64
206	1122	Cindy Watson	F	Wichita	KS	US	44:59.25	44:30.8	14:20	58	40.7	5	F 55-59
207	1106	Andrew Stover	M	Wichita	KS	US	44:59.58	44:31.19	14:20	67	38.1	2	M 65-69
208	1049	Andrea Miller	F	Arkansas City	KS	US	45:06.4	44:33.3	14:20	33	33.2	27	F 30-34
209	929	Beverly Bruce	F	Wichita	KS	US	45:40.67	45:13.05	14:33	42	33.9	16	F 40-44
210	971	Maude Farrington	F	Wichita	KS	US	45:57.55	45:34.47	14:40	53	37.5	9	F 50-54
211	1011	kevin Kaff	M	Wichita	KS	US	46:44.01	46:14.65	14:53	50	31.9	6	M 50-54
212	1010	anne kaff	F	Wichita	KS	US	46:43.63	46:15.13	14:53	53	36.9	10	F 50-54
213	1177	Karla Rhodes	F	Wichita	KS	US	47:36.52	47:19.74	15:14	52	35.7	11	F 50-54
214	940	Vicky Coffey	F	Wellington	KS	US	48:28.43	48:12.93	15:31	55	36.2	6	F 55-59
215	990	Jodie Hearlson	F	Wichita	KS	US	48:28.47	48:13.06	15:31	31	30.6	28	F 30-34
216	1034	Linda Matney	F	Wichita	KS	US	48:55.75	48:17.04	15:32	72	45.0	1	F 70-74
217	938	Tymorilyn Churchill	F	Hudson	KS	US	49:22.15	48:51.92	15:44	15	31.8	5	F 15-19
218	1097	Bartra Stafford	F	Hudson	KS	US	49:26.13	48:56.04	15:45	41	31.2	17	F 40-44
219	918	Kelly Bettles	F	Hillsboro	KS	US	49:57.42	49:26	15:55	51	33.8	12	F 50-54
220	923	Brian Brewer	M	Augusta	KS	US	50:24.65	50:00.87	16:06	38	27.0	10	M 35-39
221	1036	Paula Matson	F	Maize	KS	US	50:58.03	50:24.75	16:14	63	38.2	10	F 60-64
222	1035	Michael Matson	M	Maize	KS	US	50:58.32	50:25.76	16:14	67	33.6	3	M 65-69
223	1134	Susan Xanders	F	Maize	KS	US	51:03.94	50:32.02	16:16	45	31.1	20	F 45-49
224	964	Rachel Elliott	F	Wichita	KS	US	51:58.47	51:42.84	16:39	33	28.6	29	F 30-34
225	913	Sandy Beck	F	Wichita	KS	US	52:14.34	51:43.07	16:39	64	37.7	11	F 60-64
226	1042	Tara McLain	F	Wichita	KS	US	51:58.4	51:43.2	16:39	36	28.8	24	F 35-39
227	1178	Virginia Stagner	F	Wichita	KS	US	52:14.72	51:46.84	16:40	61	36.2	12	F 60-64
228	1013	Matt Kiddoo	M	Wichita	KS	US	52:38.85	52:08.76	16:47	51	28.5	7	M 50-54
229	1014	Tia Kiddoo	F	Wichita	KS	US	52:46.19	52:15.75	16:49	16	29.2	6	F 15-19
230	1191	Richard Golden	M	Moundridge	KS	US	53:10.52	52:43.8	16:58	70	33.1	1	M 70-74

Place	Bib	Name	Gender	City	State	Country	Clock Time	Chip Time	Pace	Age	Age Percentage 	Division Place	Division
231	1082	Elley Schmidt	F	Colwich	KS	US	53:25.9	52:52.26	17:01	55	33.0	7	F 55-59
232	936	Pam Chiles	F	Wichita	KS	US	53:25.99	52:52.4	17:01	56	33.4	8	F 55-59
233	1087	Connie Shire	F	Winfield	KS	US	53:19.21	52:57.45	17:03	41	28.8	18	F 40-44
234	1189	Troy Taft	M	Wichita	KS	US	54:20.09	53:53.38	17:21	44	26.2	5	M 40-44
235	1007	Julianna Jennings	F	Wichita	KS	US	54:28.9	54:02.6	17:24	15	28.7	7	F 15-19
236	1088	Carolynn Shultz	F	Wichita	KS	US	54:30.29	54:04.59	17:24	33	27.4	30	F 30-34
237	1124	Robert Welch	M	Kansas City	MO	US	54:32.19	54:19.94	17:29	45	26.2	4	M 45-49
238	1167	Amy Harvey	F	Wichita	KS	US	54:33.8	54:21.44	17:30	32	27.2	31	F 30-34
239	950	Marcia Dillon	F	Hutchinson	KS	US	55:02.21	54:28.87	17:32	57	32.8	9	F 55-59
240	958	Jacqueline Eaton	F	Wichita	KS	US	55:10.63	54:36.09	17:34	39	27.6	25	F 35-39
241	1120	Ginny Vincent	F	Wichita	KS	US	56:10.76	55:51.32	17:59	27	26.4	19	F 25-29
242	952	Laura Dixon	F	Rose Hill	KS	US	57:21.91	57:05.52	18:23	56	31.0	10	F 55-59
243	1043	Kay McNerny	F	Rose Hill	KS	US	57:23.07	57:06.64	18:23	58	31.7	11	F 55-59

SHOWING PAGE OF 1

1 ...1

Show Division Results

Additional results can be found at <http://www.kcrunningcompany.com>.

[Embed](#)